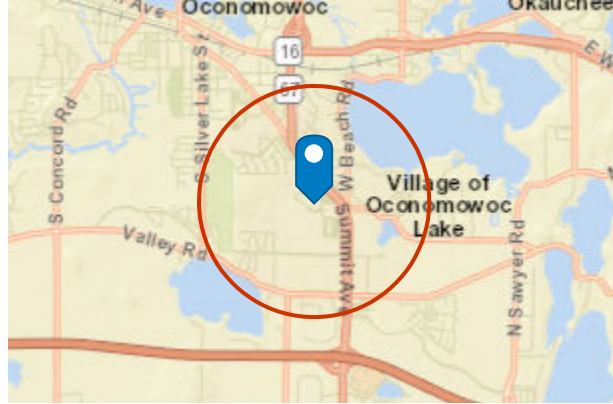


# DEMOGRAPHIC SUMMARY

1350 Royale Mile Rd



## KEY FACTS

**\$77,460**

Median Household Income

**2.48**

Average Household Size

**2,733**

Total Population

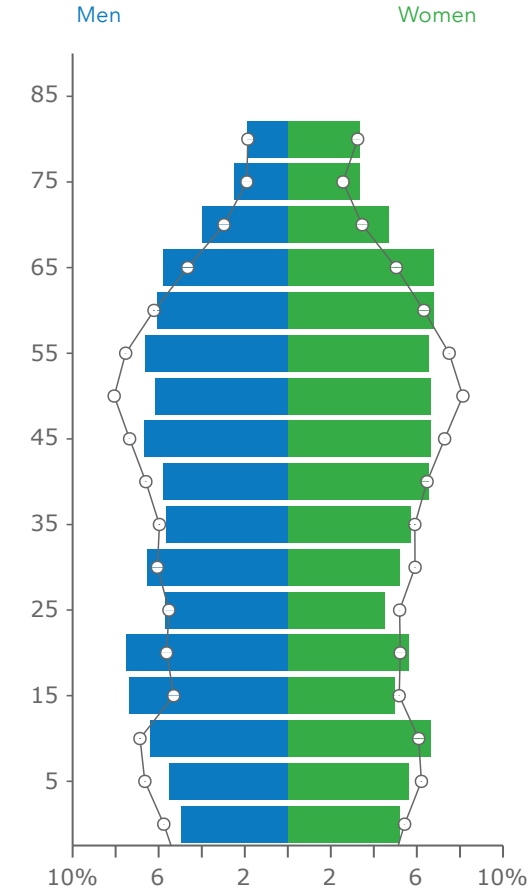
**43.7**

Median Age

**43%**

Bachelor's/Grad /Prof Degree

## Age Pyramid






The largest group:  
2020 Males Age 25-29

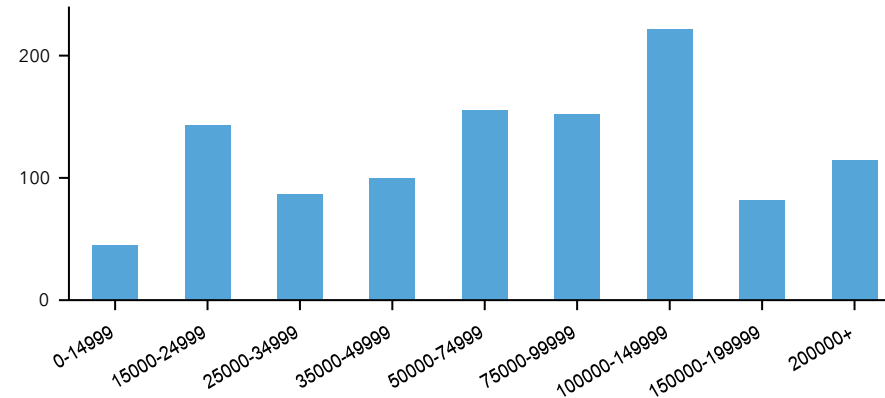
The smallest group:  
2020 Males Age 85+

Dots show comparison to  
Waukesha County

## Tapestry Segments

	<b>8F</b> <b>Old and Newcomers</b> 634 households	<b>57.7%</b> of Households	▼
	<b>5A</b> <b>Comfortable Empty Nesters</b> 308 households	<b>28.1%</b> of Households	▼
	<b>5C</b> <b>Parks and Rec</b> 107 households	<b>9.7%</b> of Households	▼

## HOUSEHOLD INCOME



## HOUSING STATS



**\$281,532**

Median Home Value



**\$836**

Median Rent



**37%**

Renter Occupied

## EMPLOYMENT



White Collar

**74%**



Blue Collar

**13%**



Services

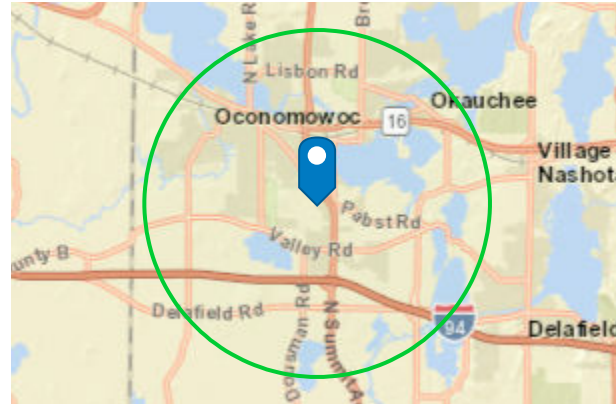
**13%**

**12.6%**

Unemployment Rate

# DEMOGRAPHIC SUMMARY

1350 Royale Mile Rd



## KEY FACTS

**\$88,144**

Median Household Income

**2.50**

Average Household Size

**22,822**

Total Population

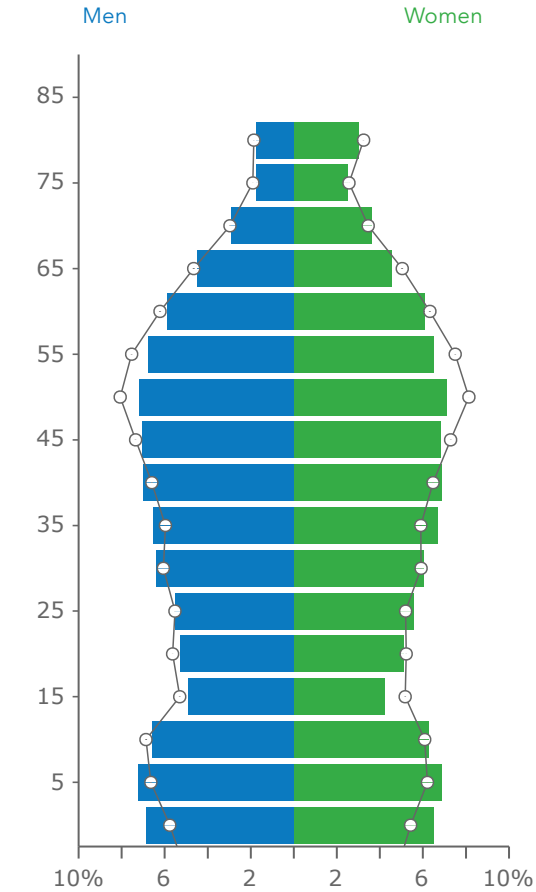
**41.9**

Median Age

**48%**

Bachelor's/Grad /Prof Degree

## Age Pyramid






The largest group:  
2020 Females Age 55-59

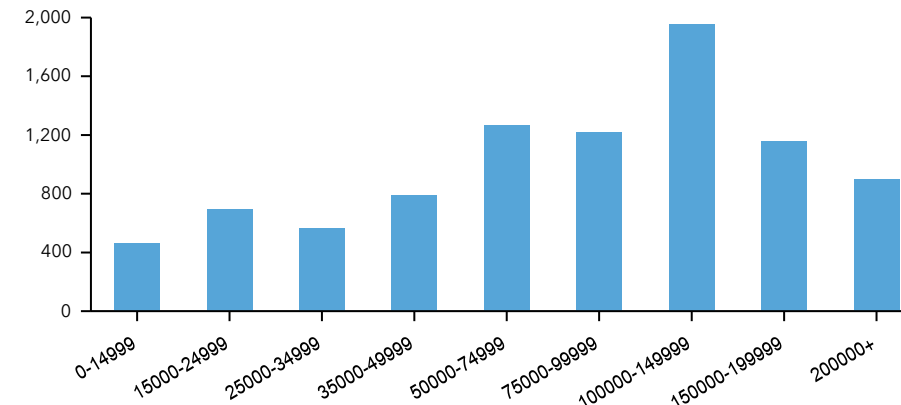
The smallest group:  
2020 Males Age 80-84

Dots show comparison to  
Waukesha County

## Tapestry Segments

 <b>5C</b>	<b>Parks and Rec</b> 1,756 households	<b>19.5%</b> of Households	▼
 <b>5A</b>	<b>Comfortable Empty Nesters</b> 1,344 households	<b>14.9%</b> of Households	▼
 <b>8F</b>	<b>Old and Newcomers</b> 832 households	<b>9.2%</b> of Households	▼

## HOUSEHOLD INCOME



## HOUSING STATS



**\$291,100**

Median Home Value



**\$799**

Median Rent



**28%**

Renter Occupied

## EMPLOYMENT



White Collar

**72%**



Blue Collar

**16%**



Services

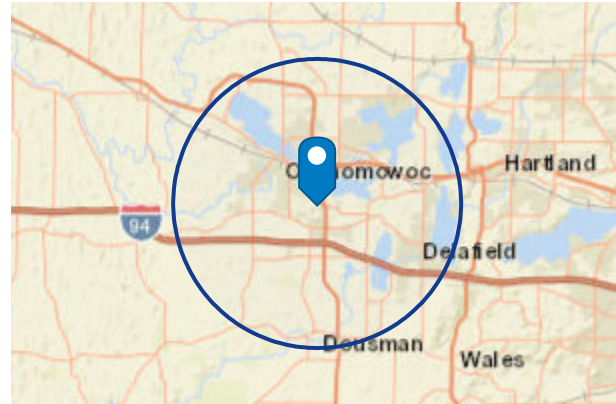
**12%**

**10.9%**

Unemployment Rate

# DEMOGRAPHIC SUMMARY

1350 Royale Mile Rd



## KEY FACTS

**\$94,820**

Median Household Income

**2.50**

Average Household Size

**42,694**

Total Population

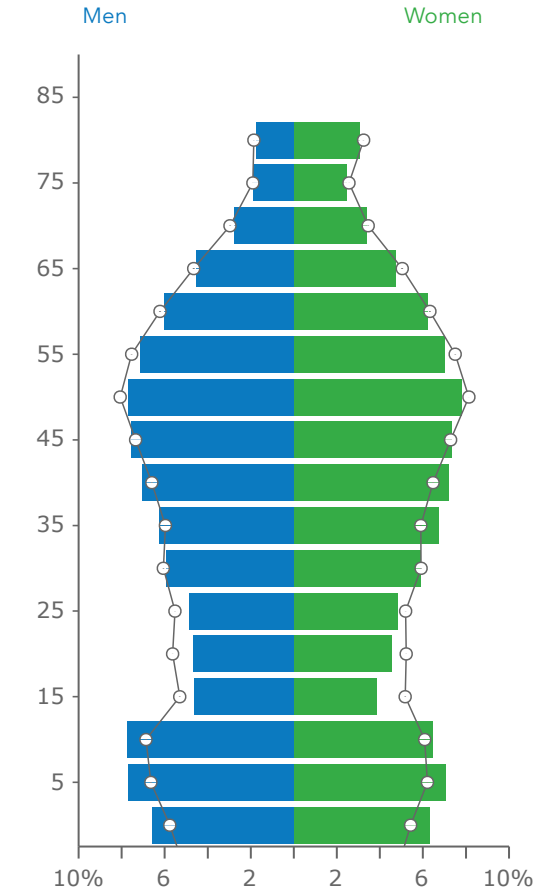
**43.3**

Median Age

**49%**

Bachelor's/Grad /Prof Degree

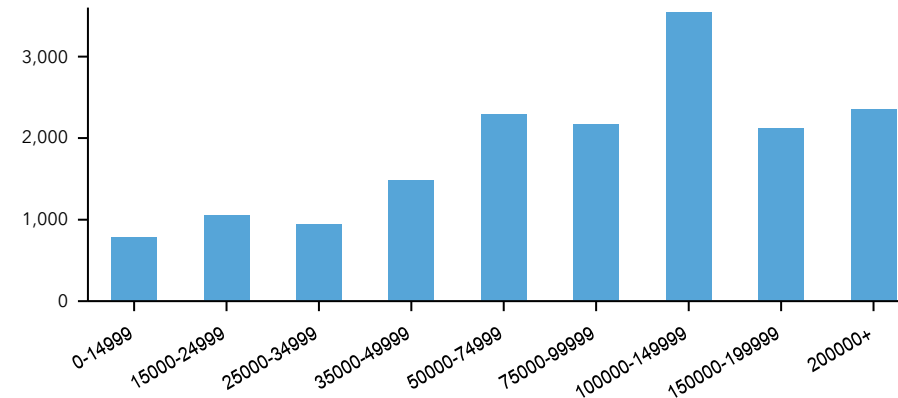
## Age Pyramid



## Tapestry Segments

	<b>1D Savvy Suburbanites</b> 3,520 households	<b>21%</b> of Households
	<b>5B In Style</b> 1,938 households	<b>11.6%</b> of Households
	<b>5C Parks and Rec</b> 1,756 households	<b>10.5%</b> of Households

## HOUSEHOLD INCOME



## HOUSING STATS



**\$329,283**

Median Home Value



**\$914**

Median Rent



**26%**

Renter Occupied

## EMPLOYMENT



White Collar

**73%**



Blue Collar

**16%**



Services

**11%**

**10.8%**

Unemployment Rate